

































































200m Freestyle Women Heat




































Official





































 Entries
  Heats




























Total 13 years 14 years 15 years 16-18 years











Rank	Competitor	Age	Club	RT	FINA	Result	
1	 Bell Georgina	17	 Pirates Swi...	+0.56		2:10.39 Entry: 2:11.35 (- 0.96)	Q
	50m: 29.57		100m: 1:02.68 (33.11)				
	150m: 1:37.09 (34.41)		200m: 2:10.39 (33.30)				
2	 Booth Mia	17	 Tawa Swim...			2:13.44 Entry: 2:16.05 (- 2.61)	Q
	50m: 30.11		100m: 1:03.33 (33.22)				
	150m: 1:37.97 (34.64)		200m: 2:13.44 (35.47)				
3	 Yeldon Ann...	17	 Nga Tai Tu...	+0.76		2:13.92 Entry: 2:11.94 (+ 1.98)	Q
	50m: 31.37		100m: 1:06.48 (35.11)				
	150m: 1:40.42 (33.94)		200m: 2:13.92 (33.50)				
4	 Harvey Tessa	15	 Liz van Wel...	+0.50		2:14.68 Entry: 2:15.96 (- 1.28)	Q
	50m: 30.96		100m: 1:05.11 (34.15)				
	150m: 1:39.91 (34.80)		200m: 2:14.68 (34.77)				
5	 McDiarmid-...	14	 Oamaru Sw...	+0.49		2:14.90 Entry: 2:17.39 (- 2.49)	Q
	50m: 30.79		100m: 1:04.97 (34.18)				
	150m: 1:39.68 (34.71)		200m: 2:14.90 (35.22)				
6	 Gwiazdzins...	14	Stratford A...	+0.82		2:14.93 Entry: 2:18.00 (- 3.07)	Q
	50m: 31.69		100m: 1:06.64 (34.95)				
	150m: 1:41.68 (35.04)		200m: 2:14.93 (33.25)				
7	 Martin Ana...	15	Stratford A...			2:15.17 Entry: 2:16.28 (- 1.11)	Q
	50m: 30.05		100m: 1:04.56 (34.51)				
	150m: 1:40.52 (35.96)		200m: 2:15.17 (34.65)				
8	 Jackson Edie	14	 Evolution A...	+0.59		2:15.32 Entry: 2:18.48 (- 3.16)	Q
	50m: 32.14		100m: 1:06.72 (34.58)				
	150m: 1:41.57 (34.85)		200m: 2:15.32 (33.75)				
9	 Roberts Heidi	15	 Matamata ...	+0.68		2:15.40 Entry: 2:15.02 (+ 0.38)	Q
	50m: 31.86		100m: 1:06.31 (34.45)				
	150m: 1:41.24 (34.93)		200m: 2:15.40 (34.16)				
10	 Cabrera-M...	17	Swim Timaru			2:15.78 Entry: 2:14.64 (+ 1.14)	Q
	50m: 31.79		100m: 1:06.70 (34.91)				
	150m: 1:41.55 (34.85)		200m: 2:15.78 (34.23)				
11	 Bell Sascha	15	 Bay of Islan...	+0.69		2:15.86 Entry: 2:16.63 (- 0.77)	Q
	50m: 30.35		100m: 1:04.23 (33.88)				
	150m: 1:39.96 (35.73)		200m: 2:15.86 (35.90)				
12	 Martin Sophie	14	 SwimZone ...			2:16.26 Entry: 2:17.27 (- 1.01)	Q
	50m: 30.84		100m: 1:04.90 (34.06)				
	150m: 1:40.89 (35.99)		200m: 2:16.26 (35.37)				
13	 Bendall Em...	15	 Ice Breaker...			2:16.31 Entry: 2:17.61 (- 1.30)	Q
	50m: 30.01		100m: 1:04.34 (34.33)				
	150m: 1:40.38 (36.04)		200m: 2:16.31 (35.93)				
14	 Seymour M...	15	 Tasman Sw...			2:17.17 Entry: 2:22.25 (- 5.08)	Q
	50m: 30.80		100m: 1:05.98 (35.18)				
	150m: 1:42.15 (36.17)		200m: 2:17.17 (35.02)				
15	 Carter Scout	15	 Ice Breaker...			2:17.32 Entry: 2:14.59 (+ 2.73)	Q
	50m: 32.11		100m: 1:07.09 (34.98)				
	150m: 1:42.42 (35.33)		200m: 2:17.32 (34.90)				
16	 McBride Abby	14	 Kiwi ASC			2:17.35 Entry: 2:19.87 (- 2.52)	Q
	50m: 31.34		100m: 1:06.69 (35.35)				
	150m: 1:42.84 (36.15)		200m: 2:17.35 (34.51)				
		17	Pukekohe S...			2:17.38	Q

17	 Shuker Meg			Entry: 2:15.52 (+ 1.86)	
10	 vvaia Samia...	10	 St Pauls S...	Entry: 2:18.41 (- 0.94)	Q
	50m: 32.61 150m: 1:42.74 (35.16)		100m: 1:07.58 (34.97) 200m: 2:17.47 (34.73)		
19	 Sheridan B...	14	 Tawa Swim...	2:17.49 Entry: 2:19.84 (- 2.35)	Q
	50m: 30.65 150m: 1:42.17 (36.47)		100m: 1:05.70 (35.05) 200m: 2:17.49 (35.32)		
20	 Grenfell An...	15	 Nelson Sou...	2:17.71 Entry: 2:19.00 (- 1.29)	Q
	50m: 32.29 150m: 1:42.74 (35.40)		100m: 1:07.34 (35.05) 200m: 2:17.71 (34.97)		
21	 Waddell Oli...	14	Pukekohe S...	2:17.86 Entry: 2:21.76 (- 3.90)	Q
	50m: 31.90 150m: 1:43.51 (36.40)		100m: 1:07.11 (35.21) 200m: 2:17.86 (34.35)		
22	 McEntyre B...	13	Taieri Swim...	2:17.88 Entry: 2:19.51 (- 1.63)	Q
	50m: 30.97 150m: 1:42.54 (36.45)		100m: 1:06.09 (35.12) 200m: 2:17.88 (35.34)		
22	 Agent Sam...	16	Stratford A...	2:17.88 Entry: 2:23.25 (- 5.37)	Q
	50m: 31.78 150m: 1:43.27 (36.17)		100m: 1:07.10 (35.32) 200m: 2:17.88 (34.61)		
24	 Chalke Jas...	14	 Ashburton ...	2:18.11 Entry: 2:17.26 (+ 0.85)	Q
	50m: 31.21 150m: 1:42.33 (36.13)		100m: 1:06.20 (34.99) 200m: 2:18.11 (35.78)		
25	 Claridge Lilly	15	 Nelson Sou...	2:18.14 Entry: 2:18.76 (- 0.62)	Q
	50m: 32.51 150m: 1:42.81 (35.50)		100m: 1:07.31 (34.80) 200m: 2:18.14 (35.33)		
26	 Baars Ashlee	14	 Vikings Swi...	2:18.26 Entry: 2:19.53 (- 1.27)	Q
	50m: 31.53 150m: 1:42.97 (36.58)		100m: 1:06.39 (34.86) 200m: 2:18.26 (35.29)		
27	 Franklin Pa...	14	 Central Ha...	2:18.54 Entry: 2:21.11 (- 2.57)	Q
	50m: 32.68 150m: 1:44.63 (35.88)		100m: 1:08.75 (36.07) 200m: 2:18.54 (33.91)		
28	 Lovell Nicola	14	 Blenheim S...	2:18.55 Entry: 2:22.39 (- 3.84)	
	50m: 31.69 150m: 1:43.59 (35.86)		100m: 1:07.73 (36.04) 200m: 2:18.55 (34.96)		
29	 Bryant Sop...	17	 Central Ha... +0.53	2:18.65 Entry: 2:13.22 (+ 5.43)	Q
	50m: 31.83 150m: 1:43.24 (36.30)		100m: 1:06.94 (35.11) 200m: 2:18.65 (35.41)		
30	 Hickford Tal...	14	 Aquabladz ...	2:18.72 Entry: 2:19.68 (- 0.96)	
	50m: 31.66 150m: 1:42.35 (36.81)		100m: 1:05.54 (33.88) 200m: 2:18.72 (36.37)		
31	 Unsworth A...	16	 Capital Swi... +0.58	2:19.16 Entry: 2:16.24 (+ 2.92)	Q
	50m: 31.44 150m: 1:43.07 (36.49)		100m: 1:06.58 (35.14) 200m: 2:19.16 (36.09)		
32	 Voight Addi...	16	 Jasi Swim ...	2:19.22 Entry: 2:16.44 (+ 2.78)	Q
	50m: 31.26 150m: 1:42.93 (36.33)		100m: 1:06.60 (35.34) 200m: 2:19.22 (36.29)		
33	 Hart Tayla	16	 St Peter's S...	2:19.53 Entry: 2:21.66 (- 2.13)	
	50m: 31.56 150m: 1:42.73 (36.12)		100m: 1:06.61 (35.05) 200m: 2:19.53 (36.80)		
34	 Carter Violet	13	 Ice Breaker...	2:19.61 Entry: 2:20.87 (- 1.26)	Q
	50m: 32.28 150m: 1:45.30 (36.83)		100m: 1:08.47 (36.19) 200m: 2:19.61 (34.31)		
35	 Upton Laila	13	 Capital Swi... +0.61	2:19.81 Entry: 2:20.97 (- 1.16)	Q
	50m: 32.95		100m: 1:08.75 (35.80)		

	150m: 1:45.54 (36.79)	200m: 2:19.81 (34.27)		
36	 Hine Ellinor	17  Nelson Sou...	2:19.89 Entry: 2:19.71 (+ 0.18)	
	50m: 33.45 150m: 1:44.75 (36.15)	100m: 1:08.60 (35.15) 200m: 2:19.89 (35.14)		
37	 Stanford H...	15  Greendale ...	2:19.90 Entry: 2:20.74 (- 0.84)	Q
	50m: 31.13 150m: 1:44.00 (37.42)	100m: 1:06.58 (35.45) 200m: 2:19.90 (35.90)		
38	 Sonerson ...	16  Pirates Swi...	2:19.98 Entry: 2:11.88 (+ 8.10)	
	50m: 31.75 150m: 1:43.75 (36.85)	100m: 1:06.90 (35.15) 200m: 2:19.98 (36.23)		
39	 Stewart Te...	14  Nelson Sou...	2:20.08 Entry: 2:18.86 (+ 1.22)	
	50m: 32.68 150m: 1:44.34 (36.16)	100m: 1:08.18 (35.50) 200m: 2:20.08 (35.74)		
39	 Jarrett Lani	13  St Paul's S...	2:20.08 Entry: 2:23.49 (- 3.41)	Q
	50m: 32.53 150m: 1:44.34 (36.33)	100m: 1:08.01 (35.48) 200m: 2:20.08 (35.74)		
41	 Booth Alexia	15  Tawa Swim...	2:20.31 Entry: 2:21.09 (- 0.78)	
	50m: 32.19 150m: 1:44.98 (36.70)	100m: 1:08.28 (36.09) 200m: 2:20.31 (35.33)		
42	 Sands Cleo	13  Liz van Wel... +0.55	2:20.45 Entry: 2:23.82 (- 3.37)	Q
	50m: 32.40 150m: 1:44.17 (36.49)	100m: 1:07.68 (35.28) 200m: 2:20.45 (36.28)		
43	 Williams Eliza	14  North Shor...	2:20.58 Entry: 2:22.87 (- 2.29)	
	50m: 32.87 150m: 1:45.29 (36.26)	100m: 1:09.03 (36.16) 200m: 2:20.58 (35.29)		
44	 Miller Isabella	14  Neptune S...	2:20.59 Entry: 2:17.09 (+ 3.50)	
	50m: 30.10 150m: 1:42.17 (37.46)	100m: 1:04.71 (34.61) 200m: 2:20.59 (38.42)		
45	 Ellett Caitlin	14  Alexandra ...	2:20.60 Entry: 2:21.22 (- 0.62)	
	50m: 32.20 150m: 1:44.50 (36.73)	100m: 1:07.77 (35.57) 200m: 2:20.60 (36.10)		
46	 Yang Ming...	13 Dannevirke ...	2:20.61 Entry: 2:20.61 (+ 0.00)	Q
	50m: 31.92 150m: 1:44.72 (36.52)	100m: 1:08.20 (36.28) 200m: 2:20.61 (35.89)		
47	 Craig Rachel	14  SwimZone ... +0.67	2:20.65 Entry: 2:21.62 (- 0.97)	
	50m: 31.75 150m: 1:44.35 (37.24)	100m: 1:07.11 (35.36) 200m: 2:20.65 (36.30)		
48	 Drury Jessica	14  Wharenui S...	2:20.67 Entry: 2:18.51 (+ 2.16)	
	50m: 32.23 150m: 1:44.71 (36.48)	100m: 1:08.23 (36.00) 200m: 2:20.67 (35.96)		
49	 Scott Tessa	13  St Paul's S...	2:20.68 Entry: 2:20.53 (+ 0.15)	Q
	50m: 32.64 150m: 1:44.79 (36.27)	100m: 1:08.52 (35.88) 200m: 2:20.68 (35.89)		
50	 Davie Ayla	17  Matamata ... +0.63	2:21.11 Entry: 2:21.11 (+ 0.00)	
	50m: 32.56 150m: 1:45.28 (37.10)	100m: 1:08.18 (35.62) 200m: 2:21.11 (35.83)		
51	 Calcott Ash...	14  St Paul's S...	2:21.14 Entry: 2:22.70 (- 1.56)	
	50m: 32.50 150m: 1:44.74 (36.69)	100m: 1:08.05 (35.55) 200m: 2:21.14 (36.40)		
52	 Davie Rylee	14  Matamata ...	2:21.15 Entry: 2:23.96 (- 2.81)	
	50m: 32.48 150m: 1:46.28 (37.07)	100m: 1:09.21 (36.73) 200m: 2:21.15 (34.87)		
53	 Rogers Piper	15  Tawa Swim... +0.63	2:21.26 Entry: 2:22.23 (- 0.97)	
	50m: 31.65 150m: 1:44.88 (36.99)	100m: 1:07.89 (36.24) 200m: 2:21.26 (36.38)		

54	 Neal Audrey	15	 Coast Swi...		2:21.44 Entry: 2:23.61 (- 2.17)
	50m: 31.60 150m: 1:44.28 (36.81)		100m: 1:07.47 (35.87) 200m: 2:21.44 (37.16)		
55	 Mayo Sophie	15	 SwimZone ...	+0.49	2:21.49 Entry: 2:20.94 (+ 0.55)
	50m: 32.30 150m: 1:44.43 (36.48)		100m: 1:07.95 (35.65) 200m: 2:21.49 (37.06)		
56	 Johnson N...	16	 Greendale ...		2:21.52 Entry: 2:19.98 (+ 1.54)
	50m: 32.53 150m: 1:45.51 (36.82)		100m: 1:08.69 (36.16) 200m: 2:21.52 (36.01)		
57	 Jackson Sh...	15	 North Cant...		2:21.62 Entry: 2:20.76 (+ 0.86)
	50m: 32.60 150m: 1:46.02 (37.12)		100m: 1:08.90 (36.30) 200m: 2:21.62 (35.60)		
58	 Fox Ashleigh	14	 North Shor...	+0.58	2:21.63 Entry: 2:24.66 (- 3.03)
	50m: 32.77 150m: 1:45.42 (36.34)		100m: 1:09.08 (36.31) 200m: 2:21.63 (36.21)		
59	 Sturt Natalie	15	 Jasi Swim ...		2:21.70 Entry: 2:21.70 (+ 0.00)
	50m: 32.61 150m: 1:46.14 (36.99)		100m: 1:09.15 (36.54) 200m: 2:21.70 (35.56)		
60	 Renata Katia	15	 Selwyn Swi...	+0.74	2:21.79 Entry: 2:23.45 (- 1.66)
	50m: 31.81 150m: 1:45.10 (37.31)		100m: 1:07.79 (35.98) 200m: 2:21.79 (36.69)		
61	 Hanley Ella	14	 Tawa Swim...		2:21.81 Entry: 2:21.07 (+ 0.74)
	50m: 31.61 150m: 1:45.47 (37.59)		100m: 1:07.88 (36.27) 200m: 2:21.81 (36.34)		
62	 Gilmour Evie	13	Taieri Swim...		2:21.96 Entry: 2:21.14 (+ 0.82) Q
	50m: 32.74 150m: 1:46.92 (37.80)		100m: 1:09.12 (36.38) 200m: 2:21.96 (35.04)		
63	 Orbell Erika	13	 TBSS Cent...	+0.63	2:22.46 Entry: 2:23.27 (- 0.81) Q
	50m: 32.06 150m: 1:46.30 (38.26)		100m: 1:08.04 (35.98) 200m: 2:22.46 (36.16)		
64	 Jory Pippa	13	 Vikings Swi...		2:22.80 Entry: 2:25.79 (- 2.99) Q
	50m: 31.91 150m: 1:45.52 (37.84)		100m: 1:07.68 (35.77) 200m: 2:22.80 (37.28)		
65	 Hanna Car...	13	 Whanganui...		2:22.86 Entry: 2:23.77 (- 0.91)
	50m: 32.70 150m: 1:45.44 (37.01)		100m: 1:08.43 (35.73) 200m: 2:22.86 (37.42)		
66	 Evans Lucy	15	 Pirates Swi...		2:22.98 Entry: 2:23.90 (- 0.92)
	50m: 32.40 150m: 1:46.21 (37.45)		100m: 1:08.76 (36.36) 200m: 2:22.98 (36.77)		
67	 Kole Sophie	15	 Blenheim S...		2:23.04 Entry: 2:21.05 (+ 1.99)
	50m: 31.95 150m: 1:45.71 (37.19)		100m: 1:08.52 (36.57) 200m: 2:23.04 (37.33)		
68	 Dawson Kate	15	 Wharenui S...		2:23.27 Entry: 2:22.71 (+ 0.56)
	50m: 32.81 150m: 1:46.47 (36.81)		100m: 1:09.66 (36.85) 200m: 2:23.27 (36.80)		
69	 Hobo Made...	14	Stratford A...		2:23.44 Entry: 2:16.76 (+ 6.68)
	50m: 32.28 150m: 1:45.96 (37.06)		100m: 1:08.90 (36.62) 200m: 2:23.44 (37.48)		
70	 McBride Oli...	14	 Kiwi ASC	+0.53	2:23.46 Entry: 2:22.95 (+ 0.51)
	50m: 31.59 150m: 1:45.70 (38.41)		100m: 1:07.29 (35.70) 200m: 2:23.46 (37.76)		
71	 Crawford L...	13	 Porirua City...		2:23.51 Entry: 2:25.45 (- 1.94)
	50m: 32.19 150m: 1:48.26 (38.88)		100m: 1:09.38 (37.19) 200m: 2:23.51 (35.25)		
72	 Ferguson A...	15	 North Cant...	+0.53	2:23.63 Entry: 2:19.26 (+ 4.37)

	50m: 19.39 150m: 1:45.49 (37.46)	100m: 1:08.03 (48.64) 200m: 2:23.63 (38.14)	
73	 Menzies La...	13  Selwyn Swi...	2:23.66 Entry: 2:22.06 (+ 1.60)
	50m: 31.56 150m: 1:45.57 (37.76)	100m: 1:07.81 (36.25) 200m: 2:23.66 (38.09)	
74	 Jiang Olivia	13 Roskill Swi...	2:24.09 Entry: 2:21.99 (+ 2.10)
	50m: 33.34 150m: 1:47.08 (37.57)	100m: 1:09.51 (36.17) 200m: 2:24.09 (37.01)	
75	 Lawton Carys	14  Hamilton Aq...	2:24.40 Entry: 2:23.48 (+ 0.92)
	50m: 31.83 150m: 1:45.82 (38.76)	100m: 1:07.06 (35.23) 200m: 2:24.40 (38.58)	
75	 Oliver Amy	17 Waimea Swi...	2:24.40 Entry: 2:22.75 (+ 1.65)
	50m: 31.68 150m: 1:45.75 (38.29)	100m: 1:07.46 (35.78) 200m: 2:24.40 (38.65)	
77	 Hancock Lexi	13 Stratford A...	2:24.42 Entry: 2:24.05 (+ 0.37)
	50m: 32.79 150m: 1:47.35 (38.02)	100m: 1:09.33 (36.54) 200m: 2:24.42 (37.07)	
78	 Campbell E...	14 Swim Timaru	2:24.52 Entry: 2:24.16 (+ 0.36)
	50m: 32.86 150m: 1:48.26 (37.87)	100m: 1:10.39 (37.53) 200m: 2:24.52 (36.26)	
79	 Horton Katie	15  Jasi Swim ...	2:24.53 Entry: 2:22.14 (+ 2.39)
	50m: 33.68 150m: 1:47.13 (37.16)	100m: 1:09.97 (36.29) 200m: 2:24.53 (37.40)	
80	 Goomes R...	14  Nelson Sou...	2:24.66 Entry: 2:24.09 (+ 0.57)
	50m: 33.33 150m: 1:48.28 (37.62)	100m: 1:10.66 (37.33) 200m: 2:24.66 (36.38)	
81	 Smith Lily	13  Kiwi West A...	2:24.86 Entry: 2:21.34 (+ 3.52)
	50m: 32.83 150m: 1:47.11 (37.79)	100m: 1:09.32 (36.49) 200m: 2:24.86 (37.75)	
82	 Leith Erika	15  Murihiku S...	2:25.32 Entry: 2:23.35 (+ 1.97)
	50m: 33.24 150m: 1:48.21 (38.19)	100m: 1:10.02 (36.78) 200m: 2:25.32 (37.11)	
83	 Weatherall ...	15  Mt Maunga...	2:25.43 Entry: 2:20.40 (+ 5.03)
	50m: 32.50 150m: 1:46.42 (37.63)	100m: 1:08.79 (36.29) 200m: 2:25.43 (39.01)	
84	 Henshaw J...	15  Selwyn Swi...	2:25.51 Entry: 2:23.99 (+ 1.52)
	50m: 32.79 150m: 1:47.92 (37.94)	100m: 1:09.98 (37.19) 200m: 2:25.51 (37.59)	
85	 Turrell Elsie	13  Orca Swim... +0.81	2:25.56 Entry: 2:23.67 (+ 1.89)
	50m: 33.21 150m: 1:48.79 (39.00)	100m: 1:09.79 (36.58) 200m: 2:25.56 (36.77)	
86	 Batchelor T...	13  Thames Sw...	2:25.81 Entry: 2:26.49 (- 0.68)
	50m: 33.54 150m: 1:47.93 (37.37)	100m: 1:10.56 (37.02) 200m: 2:25.81 (37.88)	
87	 Uys Heidi	17 Swim Timaru	2:25.98 Entry: 2:19.09 (+ 6.89)
	50m: 33.97 150m: 1:48.49 (38.04)	100m: 1:10.45 (36.48) 200m: 2:25.98 (37.49)	
88	 Hills Neave	14  Hamilton Aq...	2:26.41 Entry: 2:24.88 (+ 1.53)
	50m: 32.68 150m: 1:47.88 (38.45)	100m: 1:09.43 (36.75) 200m: 2:26.41 (38.53)	
89	 Carr Emily	14  Wharenui S... +0.70	2:26.75 Entry: 2:22.24 (+ 4.51)
	50m: 32.43 150m: 1:48.05 (37.97)	100m: 1:10.08 (37.65) 200m: 2:26.75 (38.70)	
90	 Ross Sophie	14 Waverley S... +0.59	2:27.20 Entry: 2:24.11 (+ 3.09)
	50m: 33.24 150m: 1:48.36 (38.54)	100m: 1:09.82 (36.58) 200m: 2:27.20 (38.84)	

91	 Gibbs Meg...	13	 Tawa Swim...	2:27.25 Entry: 2:23.15 (+ 4.10)
	50m: 33.37 150m: 1:45.53 (35.65)		100m: 1:09.88 (36.51) 200m: 2:27.25 (41.72)	
92	 Murphy Rae	13	Greymouth ...	2:27.74 Entry: 2:25.67 (+ 2.07)
	50m: 32.63 150m: 1:48.73 (38.58)		100m: 1:10.15 (37.52) 200m: 2:27.74 (39.01)	
93	 Burgess Kate	13	 QEII Swim ...	2:28.33 Entry: 2:25.65 (+ 2.68)
	50m: 33.79 150m: 1:49.76 (39.35)		100m: 1:10.41 (36.62) 200m: 2:28.33 (38.57)	
94	 Webb Ariana	16	 Alexandra ...	2:28.44 Entry: 2:22.22 (+ 6.22)
	50m: 32.30 150m: 1:48.53 (38.97)		100m: 1:09.56 (37.26) 200m: 2:28.44 (39.91)	
95	 Bell Layla	13	 Bay of Islan... +0.64	2:29.82 Entry: 2:25.42 (+ 4.40)
	50m: 33.40 150m: 1:51.13 (39.78)		100m: 1:11.35 (37.95) 200m: 2:29.82 (38.69)	
0	 Scott Anabel	15	Swim Timaru	DNS